


Clase: _____ Nombre: _____

Introducción

Colorea los nombres de las siguientes imágenes.



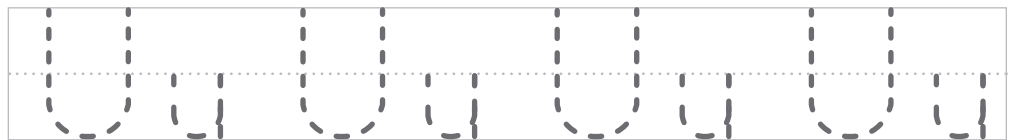
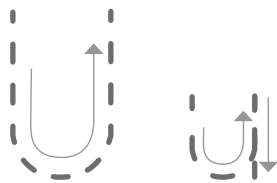
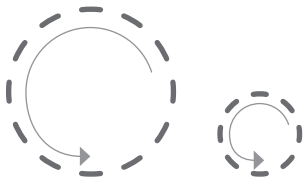
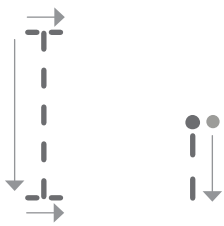
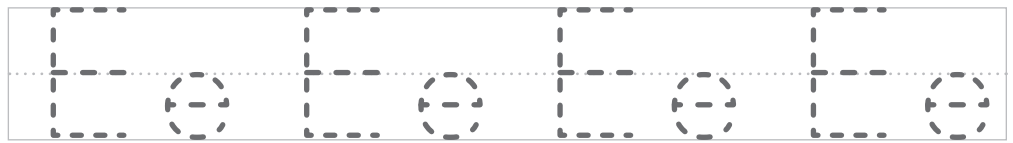
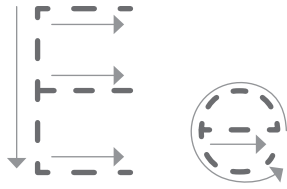
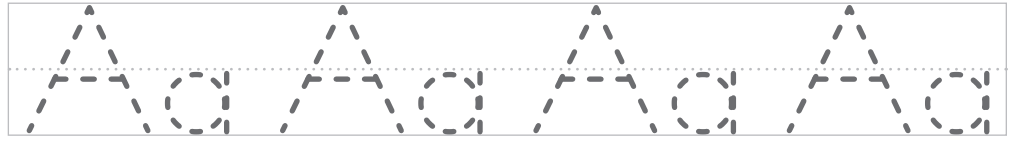
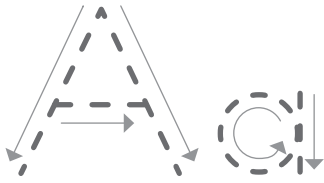
balón muñeca
Sol silla mesa
mariposa lápiz
tomate caracol

Objetivos de Aprendizaje

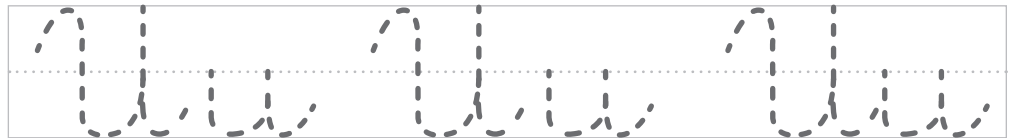
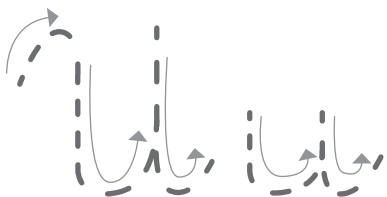
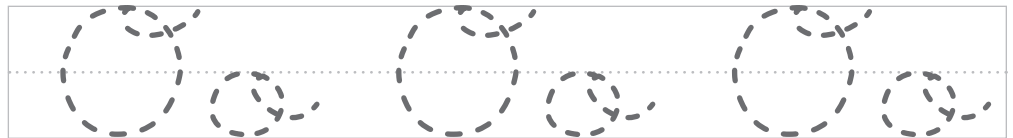
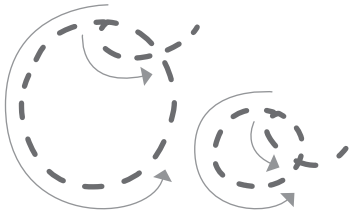
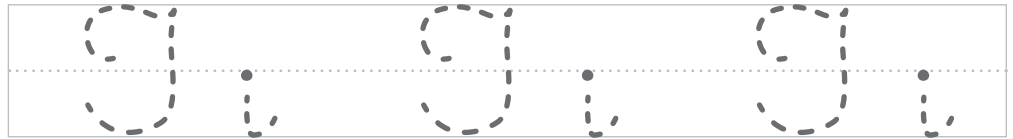
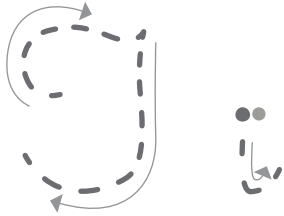
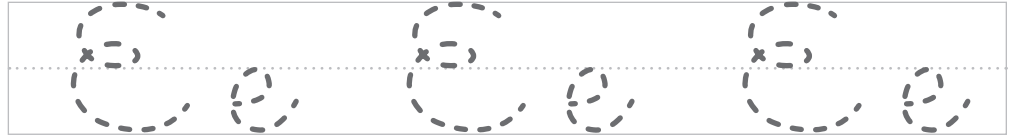
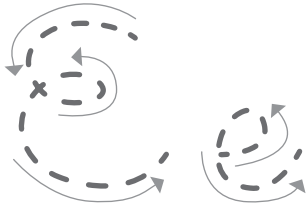
1. El estudiante forma frases a partir de la escritura de palabras.
2. El estudiante identifica diversos tipos de palabras.

Actividad 1

1 Practica la escritura de las vocales en letra *script*.



2 Practica la escritura de las vocales en letra cursiva.



3 Observa las imágenes. Luego, completa las palabras con las vocales correspondientes.



n		b	
n		b	



c		s	
c		s	



c			l	
c			l	




g		l	l		n	
g		l	l		n	



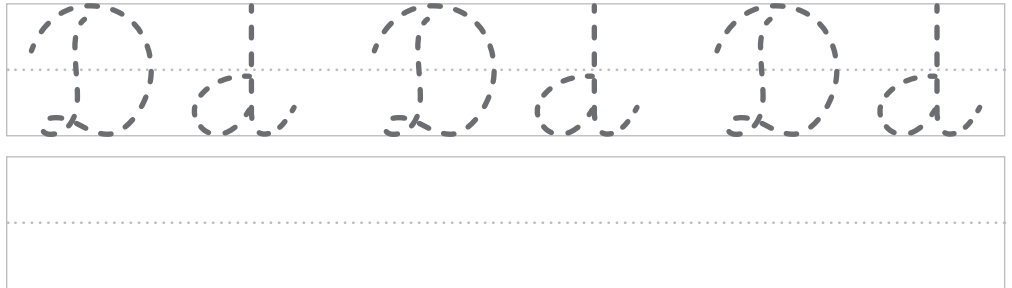




G		b	r			l
G		b	r			l

Actividad 2

1 Colorea las consonantes que hay en tu nombre.



2 Repasa y escribe las consonantes en cursiva.





ff ff ff

Blank handwriting practice lines for the letter 'f'.



ff ff ff

Blank handwriting practice lines for the letter 'f'.




ff ff ff

Blank handwriting practice lines for the letter 'f'.



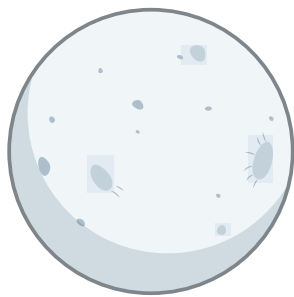
ff ff ff

Blank handwriting practice lines for the letter 'f'.



ff ff ff

Blank handwriting practice lines for the letter 'f'.



l l l l

Blank handwriting practice lines for the letter 'l'.




m m m m

Blank handwriting practice lines for the letter 'm'.



n n n n

Blank handwriting practice lines for the letter 'n'.




u u u u

Blank handwriting practice lines for the letter 'u'.



p p p p

Blank handwriting practice lines for the letter 'p'.



Q q Q q Q q

Blank handwriting practice lines for the letter Q.



R r R r R r

Blank handwriting practice lines for the letter R.



S s S s S s

Blank handwriting practice lines for the letter S.




T t T t T t

Blank handwriting practice lines for the letter T.



U u U u U u

Blank handwriting practice lines for the letter U.



W w W w

Blank handwriting practice lines.



O o O o O o

Blank handwriting practice lines.



Y y Y y Y y

Blank handwriting practice lines.



S s S s S s

Blank handwriting practice lines.

3 Practica el uso de las consonantes en letra script.



B b B b B b

Blank handwriting practice lines.




Cc Cc Cc

Blank handwriting practice lines.



Dd Dd Dd

Blank handwriting practice lines.




Ff Ff Ff

Blank handwriting practice lines.



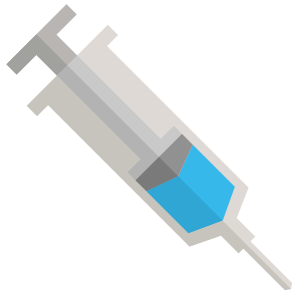
Gg Gg Gg

Blank handwriting practice lines.



Hh Hh Hh

Blank handwriting practice lines.



Ji Ji Ji

Blank handwriting practice lines for the letter 'j'.



Kk Kk Kk

Blank handwriting practice lines for the letter 'k'.




Ll Ll Ll

Blank handwriting practice lines for the letter 'l'.



Mm Mm Mm

Blank handwriting practice lines for the letter 'm'.



Nn Nn Nn

Blank handwriting practice lines for the letter 'n'.



Nn Nn Nn

Blank handwriting practice lines for the letter 'n'.




Pp Pp Pp

Blank handwriting practice lines for the letter 'p'.



Qq Qq Qq

Blank handwriting practice lines for the letter 'q'.



Rr Rr Rr

Blank handwriting practice lines for the letter 'r'.



Ss Ss Ss

Blank handwriting practice lines for the letter 's'.



T T T

Blank handwriting practice lines for the letter T.




V V V

Blank handwriting practice lines for the letter V.



W W W

Blank handwriting practice lines for the letter W.




X X X

Blank handwriting practice lines for the letter X.



Y Y Y

Blank handwriting practice lines for the letter Y.



Handwriting practice area with three dashed uppercase 'Z' characters on a lined background for tracing, and a blank lined area below for independent practice.


 **Actividad 3**

Ordena las siguientes combinaciones. Luego, escribe la palabra.



pa za to

Empty dashed box for writing the word.



te an na

Empty dashed box for writing the word.



ba ca llo

Empty dashed box for writing the word.



lla es tre

Empty dashed box for writing the word.



fa ol to

Empty dashed box for writing the word.



la he do

Empty dashed box for writing the word.

Socialización


Actividad 4


Escribe palabras formadas por combinaciones de consonante – vocal. Para ello, sigue el ejemplo.

co le gio

Resumen

Observa las imágenes. Luego, escribe el nombre de cada animal empleando las vocales y consonantes que conoces.











Tarea


1 Observa las imágenes. Luego, completa sus nombres.




t r c



s a



f e s



r m e a e a



c a s a



 a l e

2 Observa el cuarto de Mario. Luego, escribe el nombre de doce objetos que puedes encontrar allí.



Four empty dashed-line boxes for writing.

Four empty dashed-line boxes for writing.

Four empty dashed-line boxes for writing.